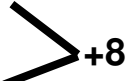


NATIONAL ASSESSMENT OF EDUCATIONAL PROGRESS (NAEP) RESULTS

Fourth-Grade Reading

ALABAMA led the nation in reading gains of fourth-graders.

2005—Alabama fourth-graders scored 208
2007—Alabama fourth-graders scored 216 

The nation's growth in reading scores is 3 points.

Alabama White Students — +7

Alabama Black Students — +13

The achievement gap closed between Whites/Blacks from 32 to 26 (Whites/Blacks).

Scores—States of Interest	
Top State—Massachusetts	236
National Average	220
Alabama/Tennessee	216
West Virginia	215
Oregon	215
South Carolina	214
Alaska	214
Hawaii	213
New Mexico	212
Nevada	211
Arizona	210
California	209
Mississippi	208
Louisiana	207
District of Columbia	197

The 2007 NAEP reflects the first test administration whereby all K-3 schools had received ARI training and had a reading coach.

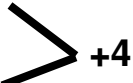
Students scoring in the highest category (Advanced) improved from 4% in 2005 to 7% in 2007. The national average for Advanced is 7%.

Mark Schneider, Commissioner, National Center for Educational Statistics, said:

“Alabama’s gain in fourth grade reading scores is higher than any other state between 2005 and 2007. This gain stands out for this year’s assessment, and in the history of NAEP’s state-level Reading Assessment.”

Fourth-Grade Mathematics

Alabama tied for the third highest gains in math scores of fourth-graders.

2005—Alabama fourth-graders scored 225
2007—Alabama fourth-graders scored 229 

The nation’s growth in fourth-grade math scores is +2.
The national average is 239.

Eighth-Grade Reading

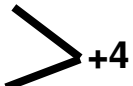
Alabama showed no growth in eighth-grade reading scores.

2005—Alabama eighth-graders scored 252
2007—Alabama eighth-graders scored 252

The nation’s growth in eighth-grade reading is +1.
The national average is 261.

Eighth-Grade Mathematics

Alabama tied for the fourth highest gains in math scores of eighth-graders.

2005—Alabama eighth-graders scored 262
2007—Alabama eighth-graders scored 266 

The nation’s growth in eighth-grade math scores is +2.
The national average is 280.

Key Elements of Success or Lack Thereof:

- * The 2007 NAEP was the first time all K-3 schools had received ARI training and had a reading coach employed.
- * The 2007 NAEP results are beginning to show the effects of AMSTI on scores. While still not in all schools, enough are involved to start to yield results.
- * There is no adolescent reading program funded through ARI, and it shows in the results.
- * In short, when ARI and AMSTI are fully funded and implemented in all schools, Alabama can compete on a national scale with any state.